

# Full Height Turnstile



This is a full-height turnstile, a high-security intelligent access control device. It features a fully enclosed structure to prevent tailgating and supports card swiping/facial recognition. It is suitable for construction sites, residential communities, and other scenarios requiring strict control.

## Full Height Turnstile AT503

## Technical Specifications

Product dimensions:	2650*1500*2300mm; 8.69*4.92*7.55 ft (standard; customizable)
Aisle width:	Pedestrian walkway width: 650 mm (2.13 ft); vehicular walkway width: 892 mm (2.93 ft) (standard)
Access height:	2000 meters (6.56 feet) (standard)
Turnstile net weight:	230KG
Materials:	304 stainless steel (standard), 316 stainless steel, powder coated
Surface treatment:	Brushed finish / Polished finish / Electroplating finish / Baking paint finish (customizable)
Turnstile types:	Semi-automatic (standard), Fully automatic (customizable)
Pass rate:	30-40 people/minute
Power supply:	Input: AC100V-240V, Output: DC24V, DC12V
Driven solenoid valve:	DC 24V
Enable signal:	Relay signal, 12V level or 12V pulse signal with a pulse width $\geq$ 100ms (dry contact)
Communication method:	RS232
Work direction;	two-way (standard); one-way
Emergency:	Freedom of movement
Operating temperature:	-35°C to 60°C; Relative humidity: 5% to 95%
Working environment:	Suitable for both indoor and outdoor use (rain shelter recommended).
Anti-reverse function:	Equipped with an anti-reverse function to ensure one card per person.

## Feature

- Traffic indication:** The front LED remains green to indicate that the lane is available. If the lane is unavailable, it will turn red.
- Emergency exit function:** Allows free passage in case of emergency; the full-turn switch opens for free passage during power failure.
- Work direction:** unidirectional or bidirectional (optional)
- Automatic reset function:** After the gate is opened, the system will automatically lock if no passage is allowed within a specified time. The passage time is adjustable.
- Intrusion prevention:** The door automatically locks before a valid open signal is sent.
- Quick unlock:** When a valid signal is received, the door will automatically unlock within 0.2 seconds (adjustable).
- Hydraulic damper:** Equipped with a hydraulic shock absorber, resulting in lower operating noise.
- Mold Design:** This mechanism utilizes a mold design, resulting in more precise components. This saves on labor costs and facilitates assembly.
- Traffic Mode:** Both entry and exit directions can be independently set to **【Controlled Traffic】** / **【Free Traffic】** / **【No Traffic】**.
- Passage request memory function:** When two or more valid passage signals are given at the same time (including same direction and opposite direction), the system will remember all passage requests and complete each passage action in sequence (the number of requests to be remembered and whether to select the memory function can be customized according to customer requirements).
- Safety features:** Includes lightning and leakage protection.
- LCD display function:** Controls the controller with a display screen, making it easy to set parameters.
- Anti-reverse function:** This mechanism is equipped with a mechanical anti-reverse function; if the rotor rotates to a 60° angle, it is prevented from rotating in the opposite direction.
- Lighting function:** The full-height turnstile has a night lighting function.
- Voice prompt function:** Provides voice prompts when entering and exiting; multiple voice prompts can be set (customizable).
- Interface Protocol:** A free development kit protocol is provided for easy control and debugging, and it offers strong scalability.



30-40  
PASSING SPEED



BI-DIRECTION



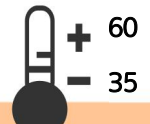
100-200V  
POWER SUPPLY



ANTLTAILGATING



PROTECTIVE LEVEL











+ 60  
- 35  
TEMPERATURERANGE

# Customization


- 01 Size can be customized according to the customer's site conditions.
- 02 The semi-automatic mechanism can be replaced with a fully automatic mechanism.
- 03 Materials range from 304 stainless steel to 316 stainless steel (for wet environments), or powder-coated iron. The outer paint finish can be sprayed to match the environment.
- 04 LED lights can be added.
- 05 A mounting base can be added.
- 06 The opening can be customized to fit any reader.
- 07 The logo can be customized.
- 08 Customized renderings and installation dimension drawings can be provided based on on-site photos.
- 09 Provide OEM and ODM services
- 10 Integrated access control system based on materials, surface treatment, and appearance dimensions
- 11 Integrated ticketing system, integrated photo-taking system, integrated temperature control system
- 12 Install remote control button
- 13 Install an LED counter (can be built-in or external).
- 14 Waterproof and dustproof design: IP65

# Access control system

Our gates come with relaysignals and RS485/RS232 interfaces. You can use your own accesscontrol system, or we can provide a complete access control system to you.

-  Remote control
-  RFID card
-  Button
-  Coin/card collection
-  Face recognition
-  Fingerprint recognition
-  QR code/ barcode
-  Counter

## We also offer customization services.



The card reader window can be customized for any card



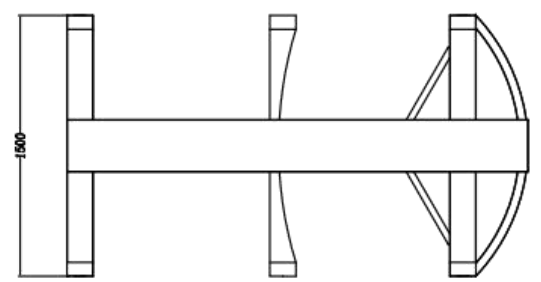
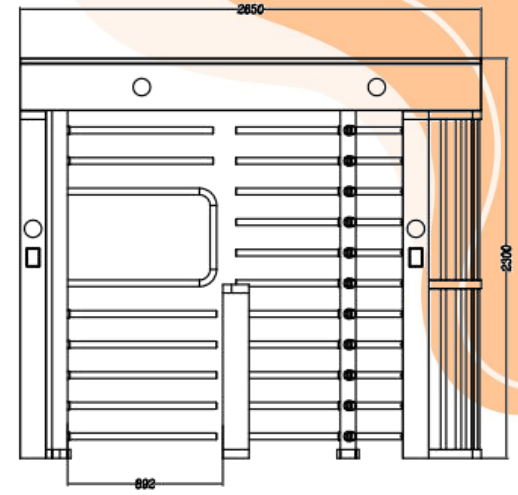
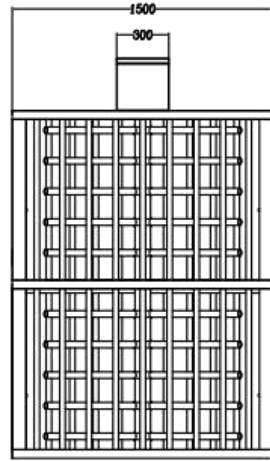
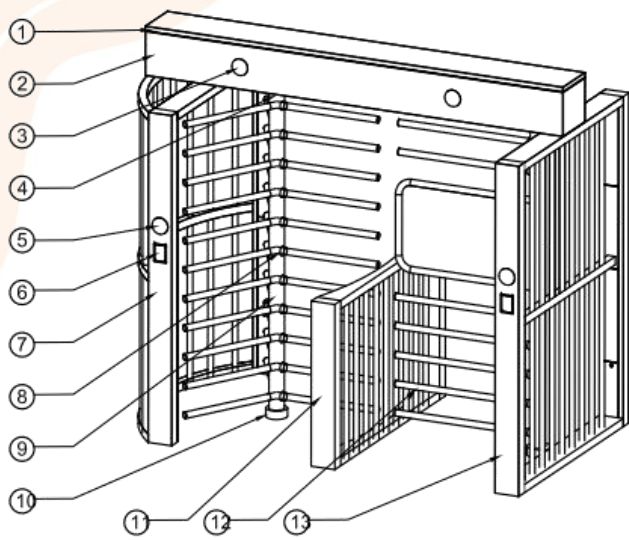
Custom colors are available, but you will need to provide RAL and RGB color charts.



## Lane combination



# Dimensional drawing



- ① Top cover
- ② Full-height turnstile top
- ③ Lane Status Indicator
- ④ Decorative cover
- ⑤ Direction Indicator
- ⑥ Acrylic CARD Window
- ⑦ Enclosure Wall
- ⑧ Silicone sleeve
- ⑨ Rotor with Barrier Rods
- ⑩ Base
- ⑪ Central Enclosure
- ⑫ Rotor with Barrier Rods
- ⑬ Access Way Wall

Note: 1.The standard material is SUS304.Options are 316 stainless steel, Iron with powder coated  
 2.Lane width can be customized based on site requirement

**Model:AT503**



Email : [info@aipadaturndstile.com](mailto:info@aipadaturndstile.com) Site: <https://aipadaturndstile.com> Tel :+86 191-2995-1956



[www.aipadaturndstile.com](http://www.aipadaturndstile.com)



+86 191 2995 1956



[info@aipadaturndstile.com](mailto:info@aipadaturndstile.com)